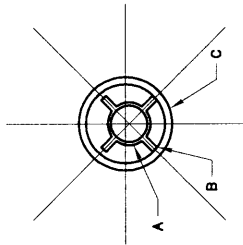


GENERAL NOTES:

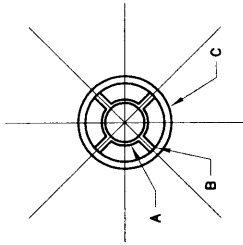
- SEE CONSTRUCTION PLANS AND SPECIFICATIONS FOR SKID TYPE AND SECTION CONFIGURATION (STANDARD, CENTERED AND RESTRAINED) AS SHOWN PER SECTION A-A.

CONSTRUCTION NOTES:

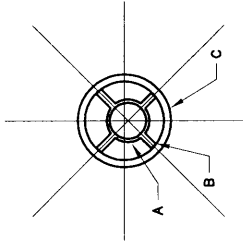
- CARRIER PIPE.
- PIPELINE SUPPORT SKID (SEE CONSTRUCTION PLANS AND SPECIFICATIONS FOR SIZES AND MODEL NUMBERS).
- STEEL CASING (SIZE AND THICKNESS PER CONSTRUCTION PLANS AND SPECIFICATIONS).
- CASING END SEAL: (SEE CONSTRUCTION PLANS AND SPECIFICATIONS FOR SIZES AND MODEL NUMBERS).



STANDARD

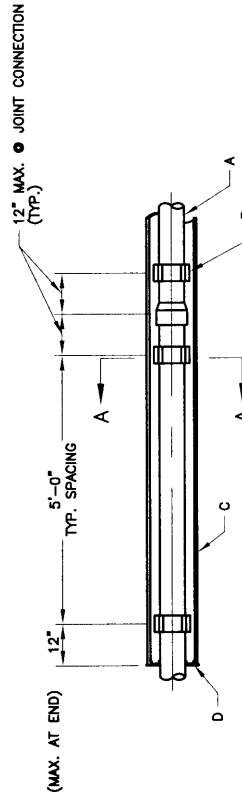


CENTERED



RESTRAINED

SECTION A-A



PLAN

REVISIONS	NM APWA
	CASING DETAIL FOR BORE AND JACK VACUUM SEWER SYSTEM DWG. 2180 FEB. 2006