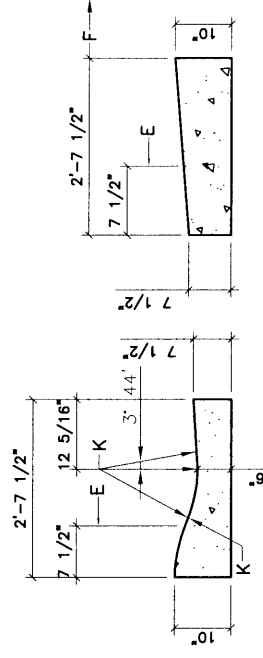


**GENERAL NOTES:**

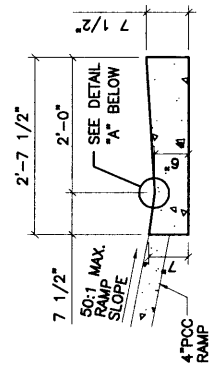
1. CURB, GUTTER AND CUT-OFF WALL WILL BE CONSTRUCTED OF PORTLAND CEMENT CONCRETE (PCC).
2. FOR STANDARD AND MEDIAN C&G ADJACENT TO ASPHALT CONCRETE (AC) PAVEMENT, PROVIDE CONTRACTION JOINTS AT 12' MAX. SPACING. CONTRACTION JOINTS SHALL BE EITHER SAWED OR TOOLED A MINIMUM OF 1" DEEP AT FINISHED FACES. 1/2" EXPANSION JOINTS TO BE INSTALLED AT CURB RETURNS AND AT A MAXIMUM SPACING OF 200' BETWEEN CURB RETURNS AND SEPARATELY CONSTRUCTED DRIVEWAYS.
3. FOR ALL OTHER C & G CUT-OFF WALL PROVIDE CONTRACTION JOINTS AT 10' MAX SPACING, 1/2" EXP. JTS. AT CURB RETURNS & AT A MAXIMUM SPACING OF 100' BETWEEN CURB RETURNS & EACH SIDE OF SEPARATELY CONSTRUCTED DRIVEWAYS. CONTRACTION JOINTS SHALL BE EITHER SAWED OR TOOLED A MINIMUM OF 1" DEEP AT ALL FINISHED FACES. REINFORCEMENT SHALL NOT BE USED IN CUT-OFF WALLS.
4. FOR C & G CONSTRUCTED WITH PCC PAVEMENT CONTRACTION JOINTS AND EXPANSION JOINTS SHALL BE THE SAME AS THE PAVEMENT JOINTS.
5. ALL EDGES SHALL BE EDGED WITH A 3/8" RADIUS EDGING TOOL.
6. STANDARD C & G SHALL BE USED FOR NEW CONSTRUCTION UNLESS OTHERWISE AUTHORIZED BY THE ENGINEER.
7. REMOVE & REPLACE PAVEMENT 1" WIDE ADJACENT TO LIP OF GUTTER WHEN CONSTRUCTING C & G ADJACENT TO EXISTING AC PAVEMENT.
8. 1/4" ISOLATION JOINT SHALL BE PLACED BETWEEN SIDEWALK AND C & G WHEN CAST ADJACENT TO EACH OTHER.
9. ADA = AMERICANS WITH DISABILITY ACT.

**CONSTRUCTION NOTES:**  
SEE COA DRAWING 2415B

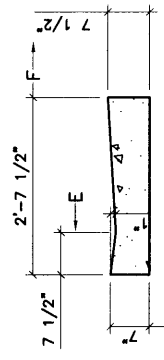


**MOUNTABLE CURB  
ROLL TYPE**

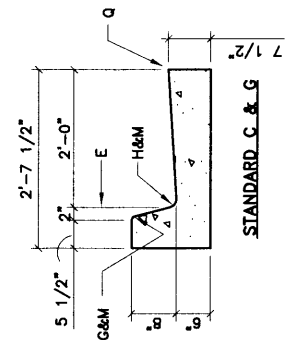
**MOUNTABLE CURB  
ESTATE TYPE**



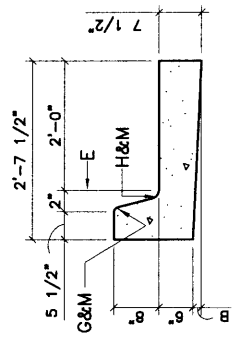
**GUTTER AT (WHEEL CHAIR)  
CURB ACCESS RAMP**



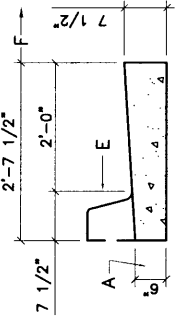
**GUTTER AT DRIVE PAD**



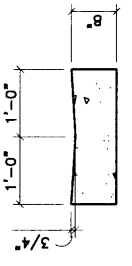
**STANDARD C & G**



**DEPRESSED GUTTER**

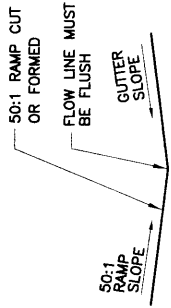


**RUNDOWN CURB**



**ALLEY GUTTER**

NOTE:  
ALT. A - 1/4" VERT. RISE THEN SLOPE UP TO BACK OF CURB. (SEE STD. DWG. 2440)  
ALT. B - 1/2" RISE 1" HORIZ THEN SLOPE UP TO BACK OF CURB. (SEE STD. DWG. 2440).



**CURB CUT DETAIL - NOT ADA COMPLIANT**

**CURB CUT DETAIL - ADA COMPLIANT  
DETAIL "A"**

REVISIONS	NM APWA
9/91	PAVING
11/14/91	CURB AND GUTTER & CURB CUT DETAILS
12/15/92	
3/30/94	
	DWG. 2415A
	FEB. 2008