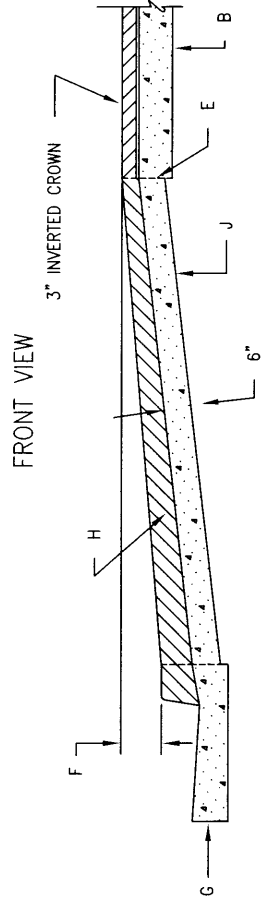
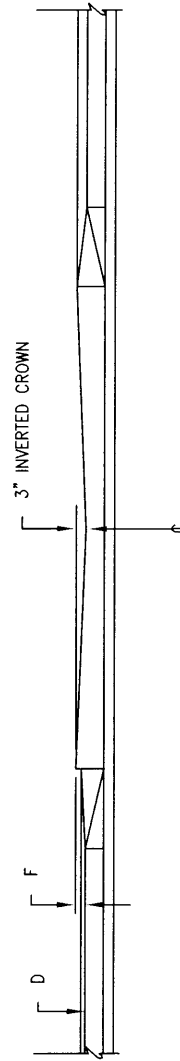
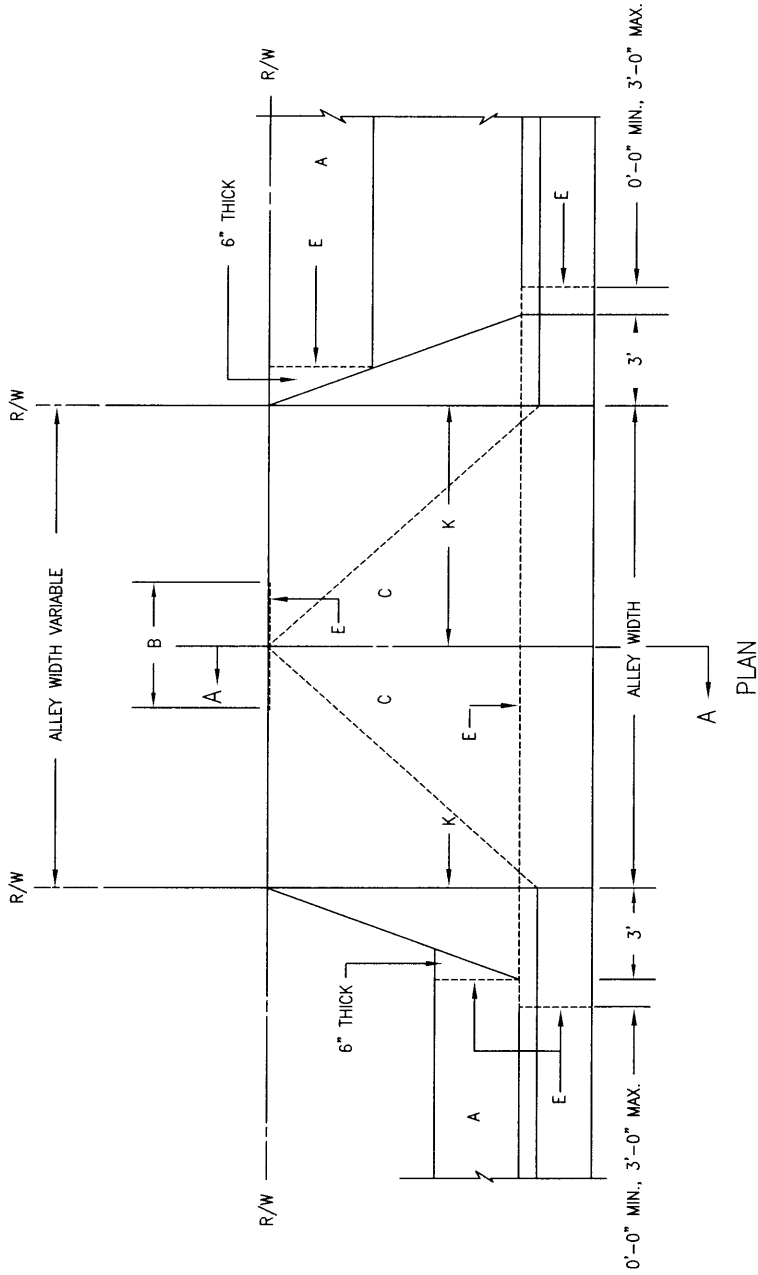


CONSTRUCTION NOTES:

- A. SIDEWALK.
- B. ALLEY GUTTER, SEE DWG.'S 2411, 2415.
- C. TRANSITION FROM 3" INVERTED ALLEY CROWN TO NO CROWN AT BACK OF CURB.
- D. TOP OF CURB.
- E. 1/2" EXPANSION JOINT.
- F. TOP OF SIDEWALK AT PROPERTY LINE SHALL BE 0.33' ABOVE TOP OF CURB.
- G. CURB AND GUTTER.
- H. SLOPE TO BE ADJUSTED TO PROVIDE A UNIFORM TRANSITION BETWEEN DRIVEPAD AND SIDEWALK.
- J. DRIVEPAD, PORTLAND CEMENT CONCRETE.
- K. WEAKENED PLANE, (SAW CUT OR SCORE TO 1/4" DEPTH OF SLAB).



SECTION A-A

REVISIONS

NM APWA

PAVING  
ALLEY INTERSECTION

DWG. 2428

AUG. 1986